

Murray System

April 2019



The Murray System supplies the towns of Cohuna, Echuca, Gunbower and Leitchville.

Raw water is supplied from the Murray River.

Goulburn-Murray Water manages the raw water supply.

Water Summaries are prepared each month to provide current water resource information.

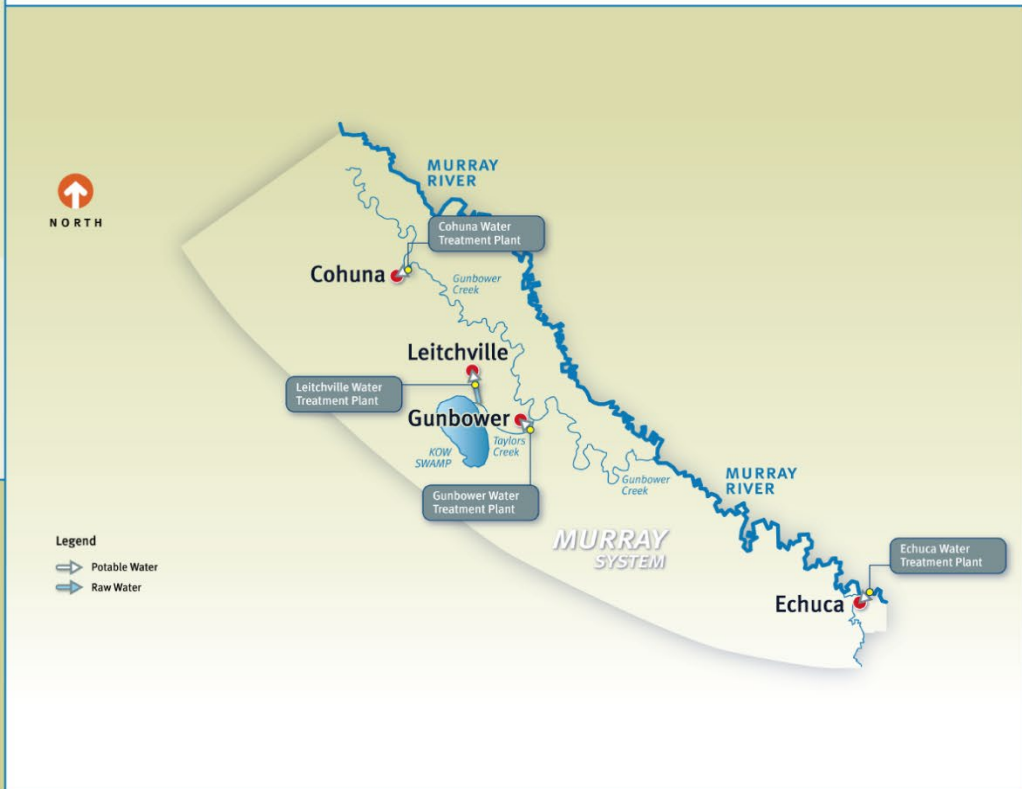
Our Urban Water Strategy outlines our water supply initiatives to meet our region's residential, business and community water needs for the next 50 years.

Our nine supply systems have independent sources of water and supply constraints.

Please ensure you read the update relevant to your town.

To ensure we are providing information that is relevant and useful, send your suggestions and feedback to our postal address:

37- 45 Bridge Street,
Bendigo 3550 or e-mail to:
communications@coliban.com.au



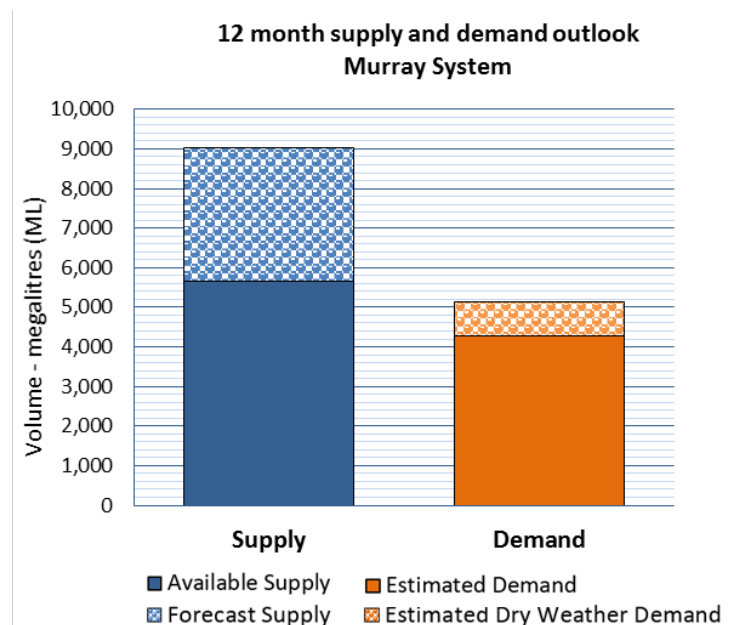
Available raw water supply

Carryover last year	Allocation to date	Allocation Trade	Spillable water ¹	Usage to date	Total Available ² (Megalitres)
1,808 ML	6,340 ML	1,260 ML	0 ML	3,754 ML	5,654 ML

¹ Water spilt and held in the spillable water account.

² Allocation in other accounts can be transferred in if necessary.

The graph below shows the raw water 12 month supply and demand outlook for the Murray System.



Further system information

> **Bulk entitlement volume**
- 6,285 ML

> **Water share volume**
- 55 ML high reliability
- 292 ML low reliability

> **Allocation volume**

Bulk entitlement

100% - 6,285 ML

Water shares

100% - 55 ML high reliability
0% - 0 ML low reliability

> **Allocation trade**

Seasonal allocation against bulk entitlements and water shares can be traded on the water market into and out of this system. In average years the total allocation is not required to meet demand.

> **Spillable Water Account**

Restrictions apply to the holding of allocation in excess of 100% of the entitlement volume.

The external Resource Manager (Goulburn-Murray Water) may allow this water to be held in a 'spillable water account' until such time as it is either spilt, or credited to an allocation account.

A low risk of spill was declared in the Murray System on 10 October 2018.

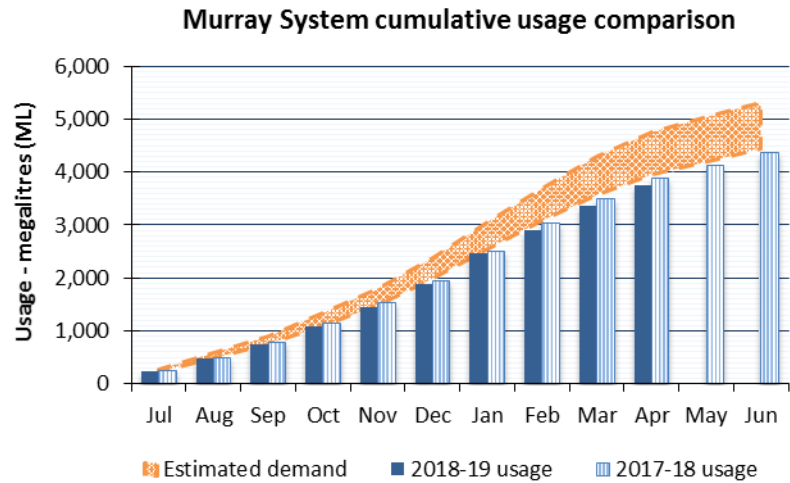
> **Water restriction outlook**

Permanent Water Saving Rules (PWSR) currently apply.

The restriction levels are based on seasonal allocations and are reviewed monthly.

Demand comparison

The graph below shows 2018-19 cumulative water usage for the Murray System compared with the same period last year and estimated demand.



Monthly usage by towns

The graphs below show this month's water usage for the Murray System and each town supplied by this system, compared with the same period last year.

