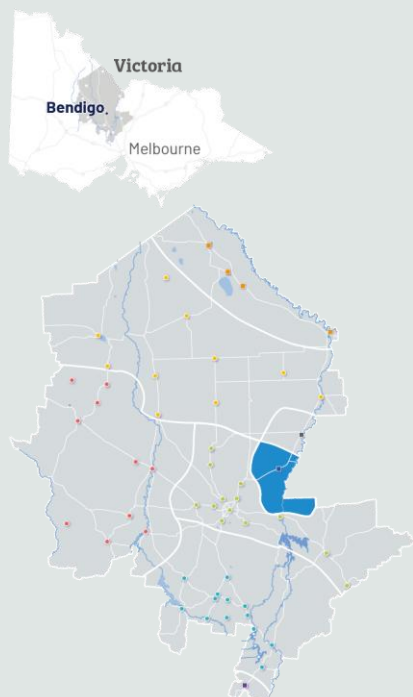


Campaspe System

Your monthly supply system update | 1 Jan 2026



The Campaspe System supplies the following towns:

- Goornong

Raw water is sourced from the Campaspe River. Goulburn-Murray Water manages flows in the Campaspe River.

Water Summaries are prepared each month to provide current water resource information.

Our Urban Water Strategy outlines our water supply initiatives to meet our region's residential, business and community water needs for the next 50 years.

For more information visit our website coliban.com.au

Carryover	Allocation	Allocation trade	Spillable water ¹	Use to date	Total available
17 ML	349 ML	0 ML	0 ML	30 ML	336 ML

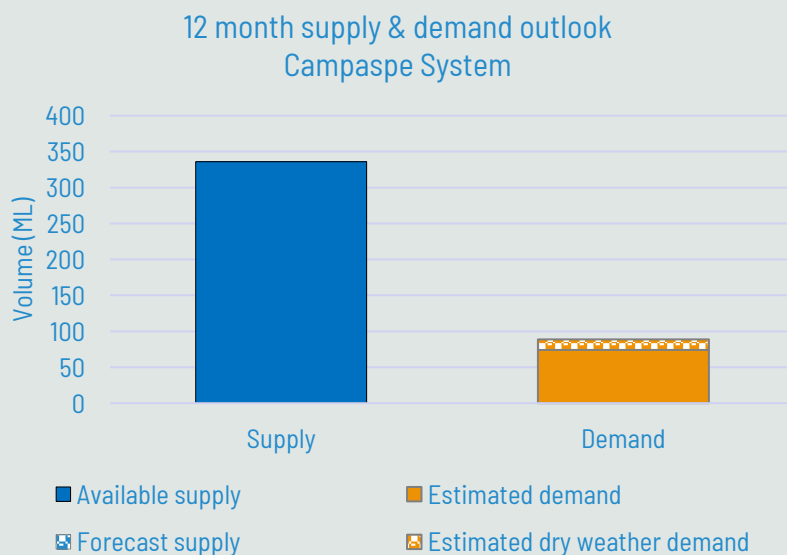
1. Includes water held in spillable water account and spill.

Legend

- ⇒ Potable Water
- ⇒ Raw Water



The graph below shows the raw water 12-month supply and demand outlook for the Campaspe System.



Further system information

Bulk entitlement volume

- 349 ML per year

Spillable Water Account

Allocation held above entitlement volume is quarantined in a spillable water account until the resource manager for northern Victoria declares a low risk of spill.

Carryover

Up to 100% of unused allocation may be carried over for use in the following year.

Allocation trade

Seasonal allocations against bulk entitlements and water shares can be traded on the water market into and out of this system.

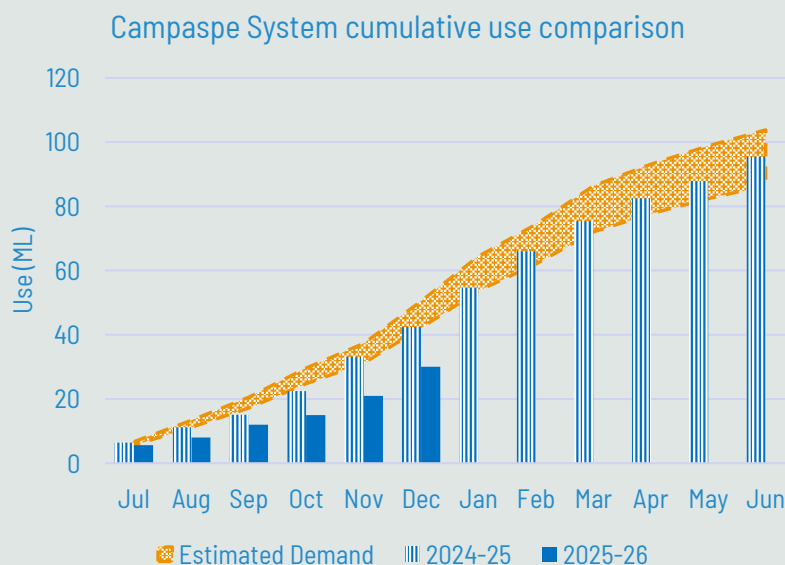
Water restriction outlook

The forecast supply is assessed against the average annual demand to determine the need for restrictions. We aim to maintain 12 months' supply in the Campaspe System.

Permanent Water Saving Rules (PWSR) apply.

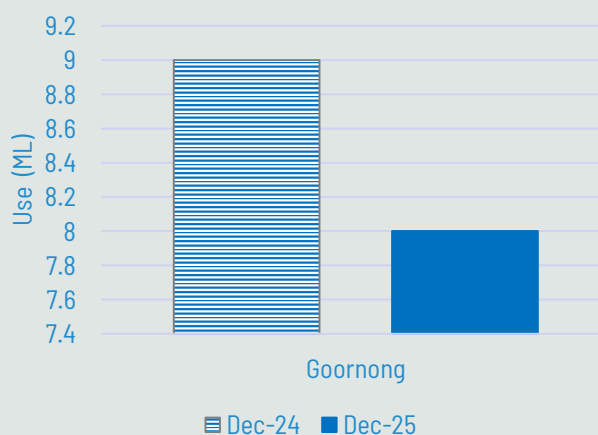
Demand comparison

The graph below shows cumulative water use for the Campaspe System compared with the same period last year and estimated demand.



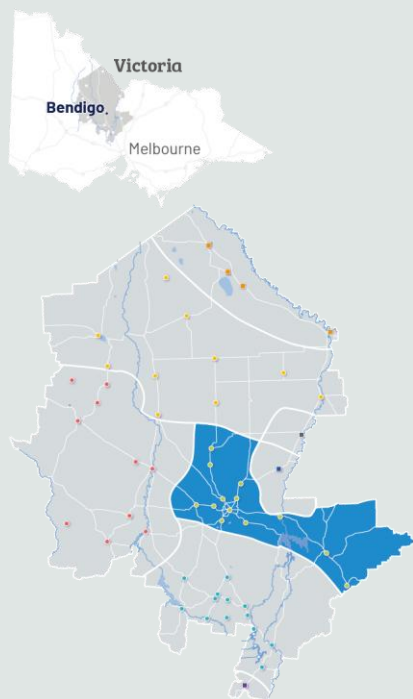
Monthly use by town

The graph below shows this month's water use for Goornong compared with the same period last year.



Coliban System Northern

Your monthly supply system update | 1 Jan 2026



The Coliban System Northern supplies the following towns:

- Axedale
- Bendigo
- Heathcote
- Huntly
- Marong
- Raywood
- Sebastian
- Toobarac

The towns can be supplied from our storages on the Coliban River, Lake Eppalock or the Waranga Western Channel via the Goldfields Superpipe.

Water summaries are prepared each month to provide current water resource information.

Our urban water strategy outlines our water supply initiatives to meet our region's residential, business and community water needs for the next 50 years.

For more information visit our website, coliban.com.au

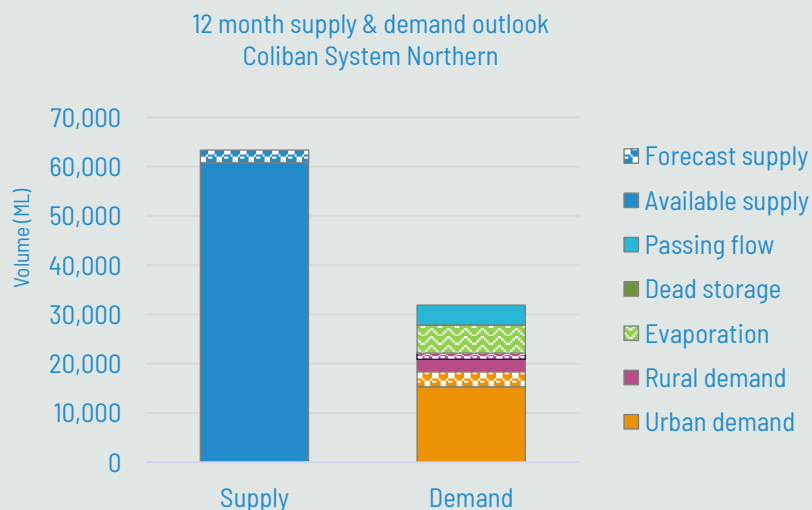
Available raw water supply

Available allocation ¹	Lake Eppalock (our share)	Our storages ²	Total available
31,608 ML	22,593 ML	3,792 ML	59,079 ML

1. Does not include allocation held in spillable water account or spill.

2. Includes Sandhurst and Caledonia Reservoirs, but not reservoirs on the Coliban River.

The graph below shows the raw water 12-month supply and demand outlook for the Coliban System Northern.



Further system information

Lake Eppalock

We have an 18% share of the inflows and capacity of Lake Eppalock. We can access up to 17,440 ML per year averaged over three years from our share of Lake Eppalock.

Water shares volume

We also hold water shares in the Goulburn and Murray Systems managed by Goulburn-Murray Water.

Goulburn

- 23,232 ML High Reliability
- 2,861 ML Low Reliability

Campaspe

- 2,591 ML High Reliability
- 646 ML Low Reliability

Spillable water

Allocation held above entitlement volume is quarantined in a spillable water account until the resource manager for northern Victoria declares a low risk of spill.

Allocation trade

Seasonal allocation against water shares can be traded on the water market into and out of this system.

Carryover

Up to 100% of unused allocation may be carried over for use in the following year.

Water restriction outlook

The forecast supply is assessed against the average annual demand to determine the need for restrictions. We aim to maintain 12 months' supply in the Coliban Northern System.

Permanent Water Saving Rules (PWSR) apply.

Rural allocation

Allocations of 100% of entitlement were announced for rural customers on 15 January 2026.

Allocation trade and Superpipe pumping

Trade for month	Trade to date ³	Pumping for month ⁴	Pumping to date ⁴
0 ML	6,760 ML	2,396 ML	12,162 ML

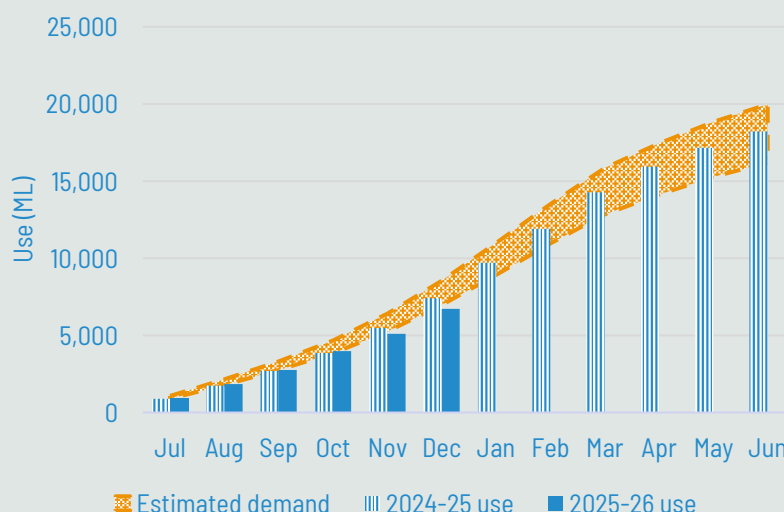
3. Allocation traded into and out of this system this year

4. Pumped from the Waranga Western Channel or Lake Eppalock to Sandhurst Reservoir

Demand comparison

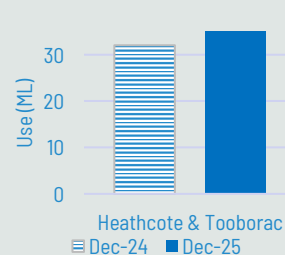
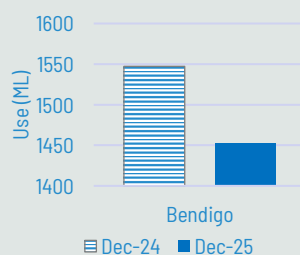
The graph below shows cumulative water use for the Coliban Northern System compared with the same period last year and estimated demand. The use and demand include urban, rural and system losses.

Coliban System Northern cumulative use comparison



Monthly use by towns

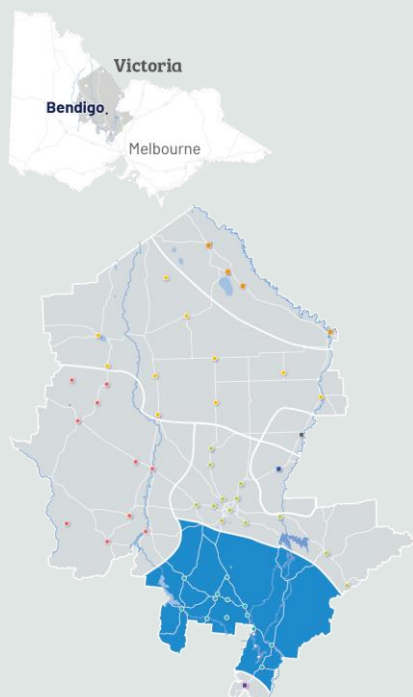
The graphs below show this month's water use for each water treatment plant supplied in the Coliban System Northern compared with the same period last year.



Information in this update is provided as a guide only. Coliban Water reserves the right to alter or change information 7/01/2026.

Coliban System Southern

Your monthly supply system update | 1 Jan 2026



The Coliban System Southern supplies the following towns:

- Elphinstone
- Castlemaine
- Fryerstown
- Guildford
- Harcourt
- Kyneton
- Maldon
- Newstead
- Malmsbury
- Taradale
- Tylden

Raw water is sourced from our Coliban River catchment storages: Upper Coliban, Lauriston and Malmsbury Reservoirs, located near Kyneton.

Water Summaries are prepared each month to provide current water resource information.

Our Urban Water Strategy outlines our water supply initiatives to meet our region's residential, business and community water needs for the next 50 years.

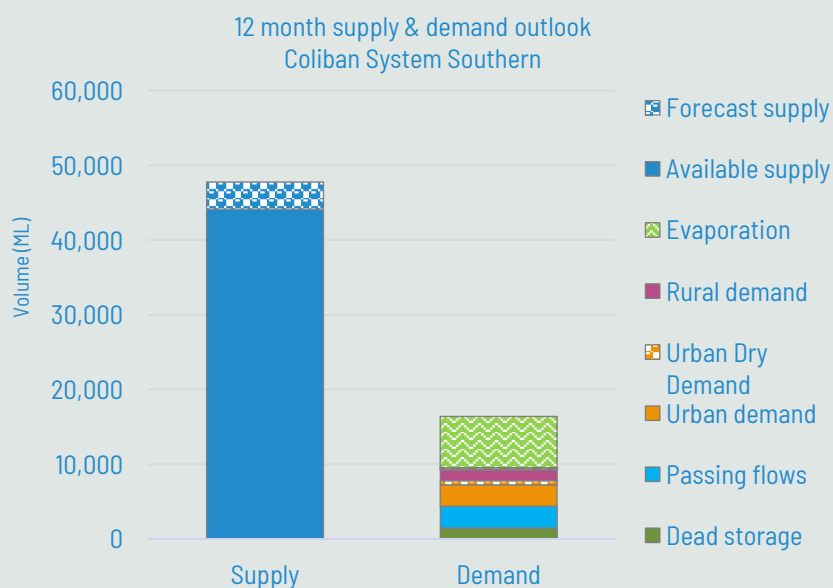
For more information visit our website coliban.com.au



Our storages ¹	Passing flow account	Holding basins (McKay and Bakers Creek)	Total available
43,128 ML	900 ML	1,876 ML	44,104 ML

1. Includes Upper Coliban, Lauriston and Malmsbury Reservoirs

The graph below shows the raw water 12-month supply and demand outlook for the Coliban System Southern



Further system information

Water restriction outlook

The forecast supply is assessed against the average annual demand to determine the need for restrictions.

We aim to maintain 24 months' supply in the Coliban Southern System.

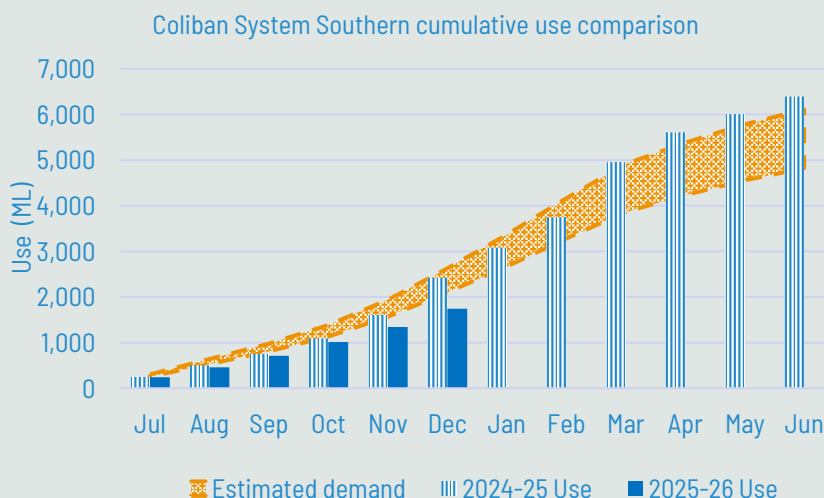
Permanent Water Saving Rules (PWSR) apply.

Rural allocation

Allocations of 100% of entitlement were announced for rural customers on 15 January 2026.

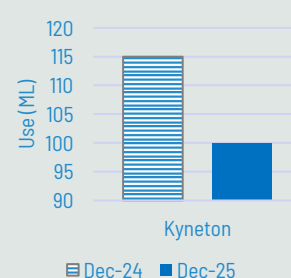
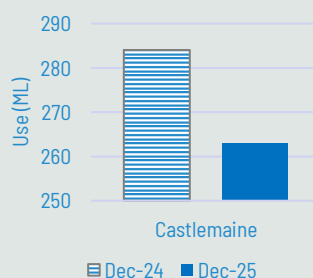
Demand comparison

The graph below shows cumulative water use for the Coliban System Southern compared with the same period last year and estimated demand. The use includes urban and rural demand and system losses.




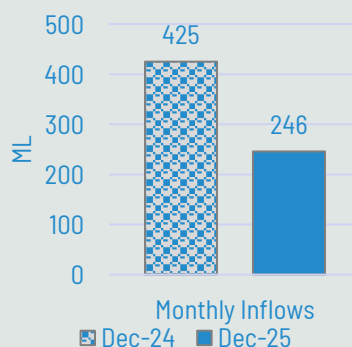
Monthly use by town

The graphs below show this month's water use for each water treatment plant supplied in the Coliban System Southern compared with the same period last year.



Coliban catchment inflows

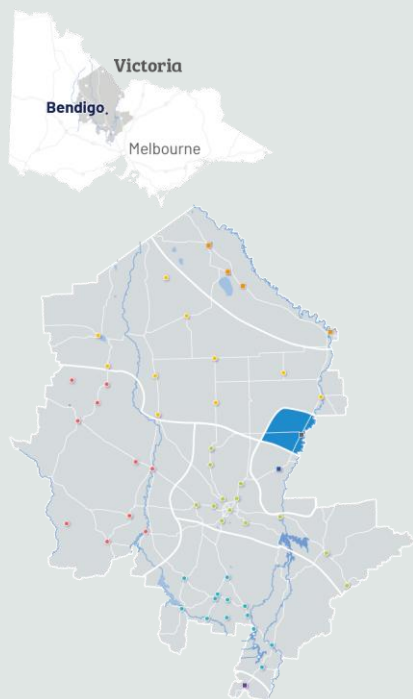
The graphs below show the inflow to our major storages on the Coliban River this month, compared with the same period last year; and cumulative inflow compared to the cumulative median inflow (1975 to 2022) for the same period.



Information in this update is provided as a guide only. Coliban Water reserves the right to alter or change information 7/01/2026.

Groundwater System: Elmore

Your monthly supply system update | 1 Jan 2026



The Elmore System supplies the following towns:

- Elmore

Raw water is supplied from two groundwater bores.

Groundwater resources are managed by Goulburn-Murray Water under the Lower Campaspe Valley Groundwater Management Area Groundwater Management Plan.

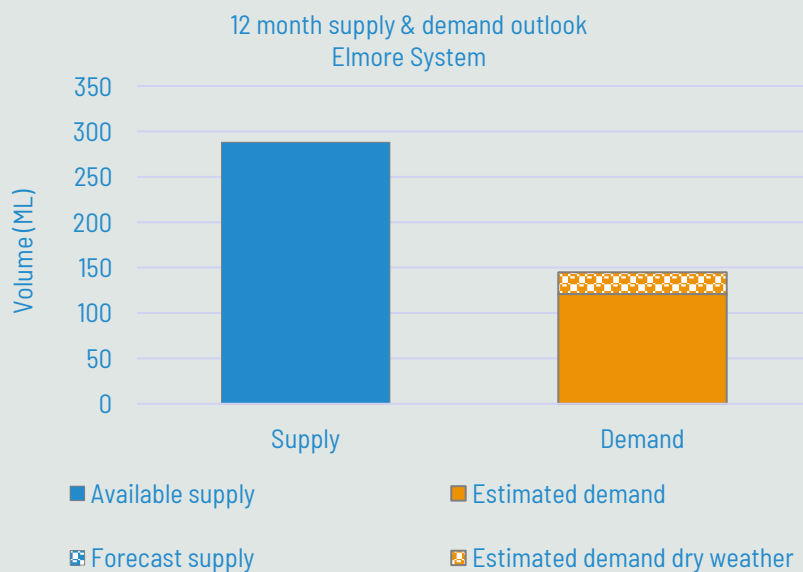
Water Summaries are prepared each month to provide current water resource information.

Our Urban Water Strategy outlines our water supply initiatives to meet our region's residential, business and community water needs for the next 50 years.

For more information visit our website coliban.com.au

Carryover	Allocation	Allocation trade	Use to date	Total available
71 ML	284 ML	0 ML	67 ML	288 ML

The graph below shows the raw water 12-month supply and demand outlook for the Elmore System.



Further system information

Groundwater licence volume

- 284 ML per year

Carryover

Unused allocation up to 25% of the licence volume may be carried over for use in the following year.

Trade

Licence volume may be traded temporarily or permanently in the Lower Campaspe Valley Water Supply Protection Area.

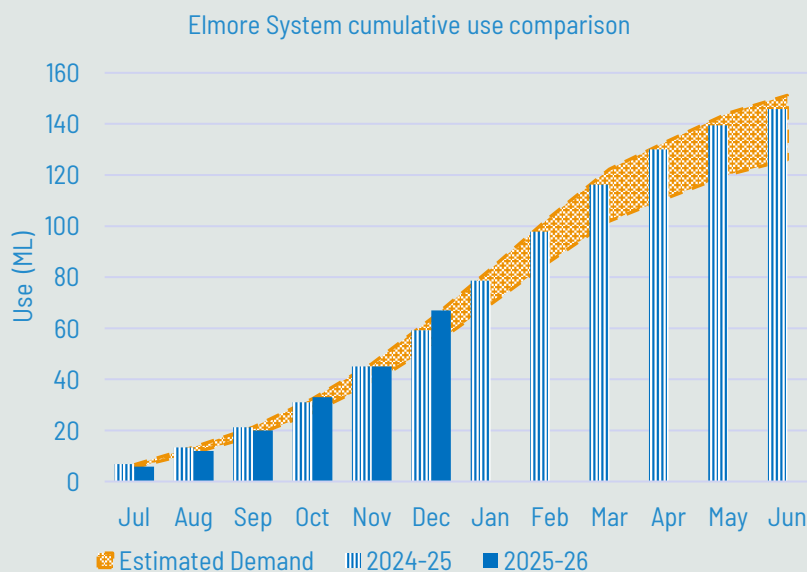
Water restriction outlook

The forecast supply is assessed against the average annual demand to determine the need for restrictions. We aim to maintain 12 months' supply in the Elmore System.

Permanent Water Saving Rules (PWSR) apply.

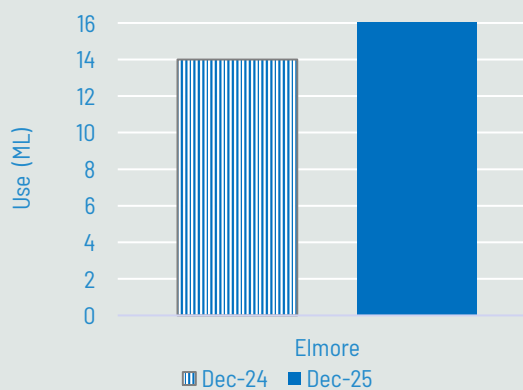
Demand comparison

The graph below shows cumulative water use for the Elmore System compared with the same period last year and estimated demand.



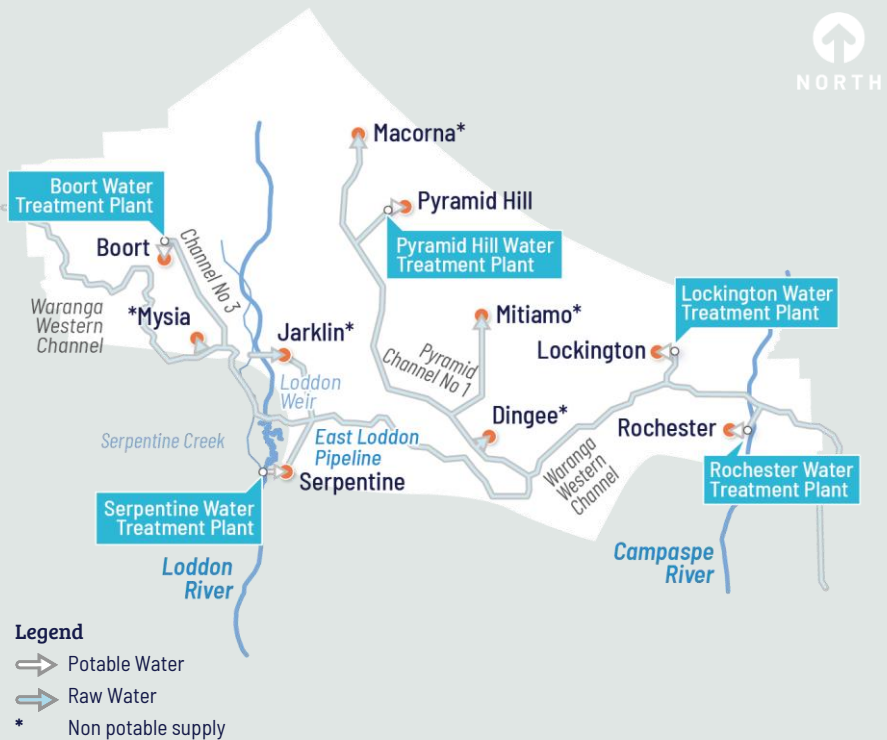
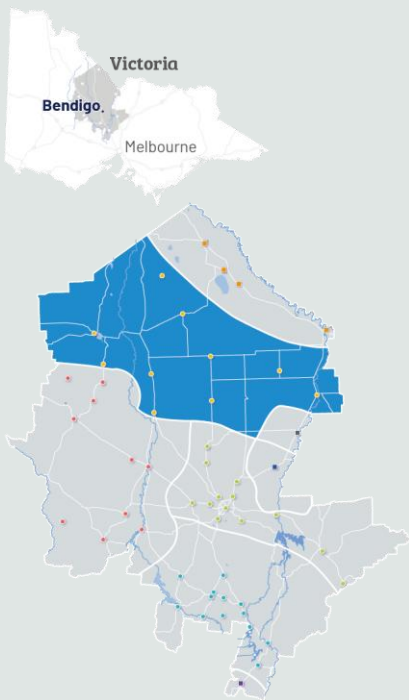
Monthly use by town

The graph below shows this month's water use for the Elmore System compared with the same period last year.



Goulburn System

Your monthly supply system update | 1 Jan 2026



The Goulburn System supplies the following towns:

- Boort
- Dingee
- Jarklin
- Lockington
- Macorna
- Mitiamo
- Mysia
- Pyramid Hill
- Rochester
- Serpentine

Raw water is supplied from the Waranga Western Channel, which is managed by Goulburn-Murray Water.

Water Summaries are prepared each month to provide current water resource information.

Our Urban Water Strategy outlines our water supply initiatives to meet our region's residential, business and community water needs for the next 50 years.

For more information visit our website coliban.com.au

Carryover	Allocation	Spillable water ¹	Allocation trade	Use to date	Total available
516 ML	2,339 ML	0 ML	0 ML	429 ML	2,426 ML

1. Includes allocation held in spillable water account and spill.

The graph below shows the raw water 12-month supply and demand outlook for the Goulburn System.



Further system information

Bulk entitlement volume

2,420 ML per year

Our Goulburn System Entitlement has a very high reliability of supply.

Water Allowance

60 ML per year

Our water allowance has the same reliability as high reliability water shares in the Goulburn System.

Spillable Water Account

Allocation held above entitlement volume is quarantined in a spillable water account until the resource manager for northern Victoria declares a low risk of spill.

Carryover

Up to 100% of unused allocation against the bulk entitlement may be carried over for use in the following year.

Allocation trade

Seasonal allocations against bulk entitlements can be traded on the water market into and out of this system.

Water restriction outlook

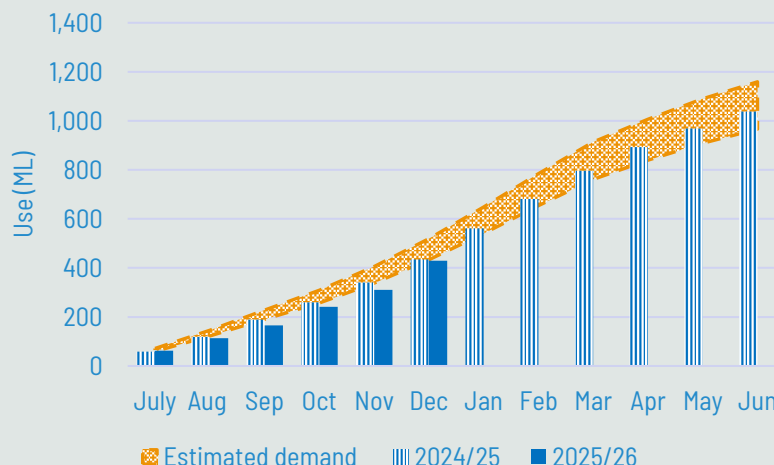
The forecast supply is assessed against the average annual demand to determine the need for restrictions. We aim to maintain 12 months' supply in the Goulburn System.

Permanent Water Saving Rules (PWSR) apply.

Demand comparison

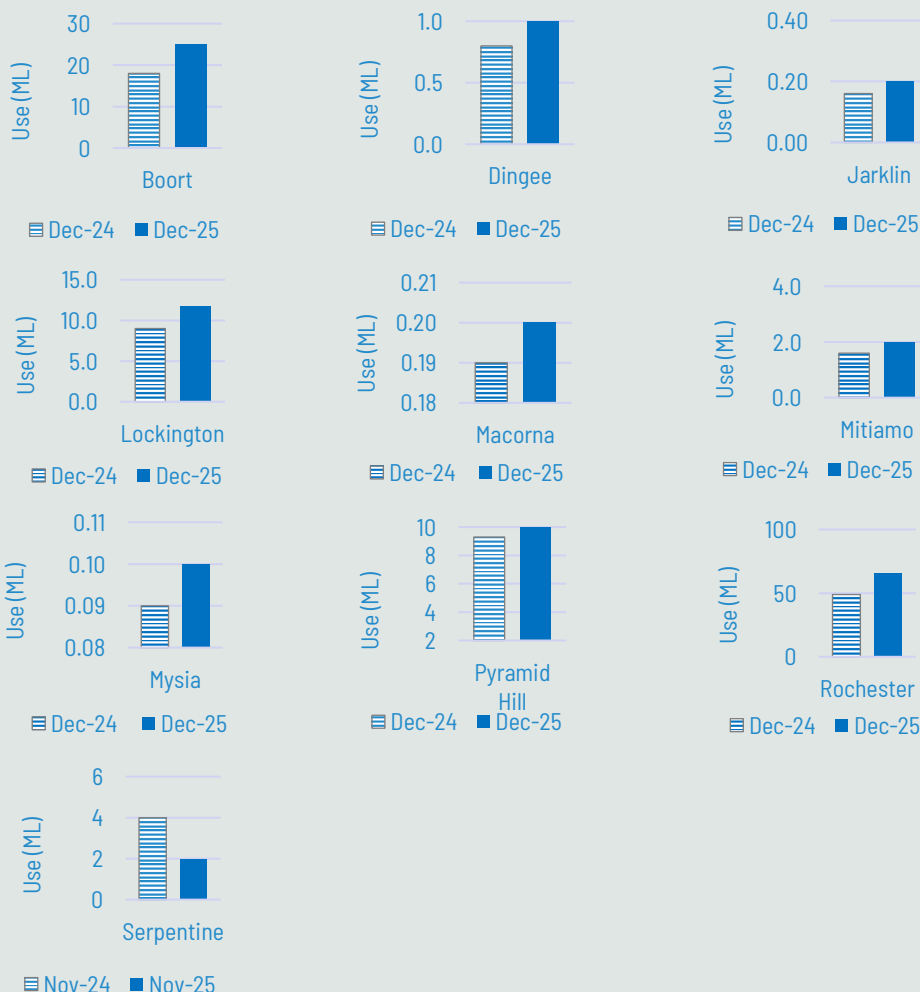
The graph below shows cumulative water use for the Goulburn System compared with the same period last year and estimated demand.

Goulburn System cumulative use comparison



Monthly use by town

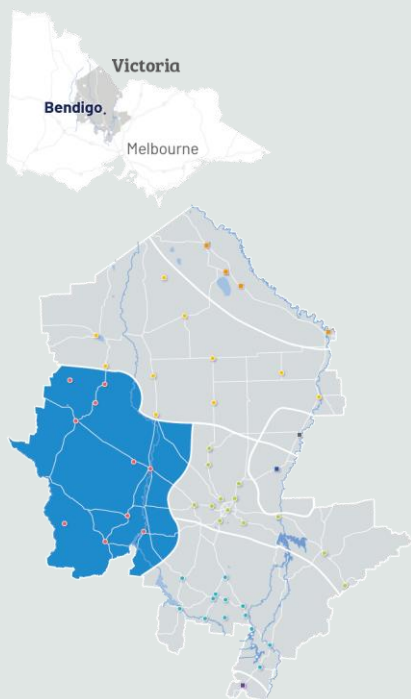
The graphs below show this month's water use for each water treatment plant / town in the Goulburn System compared with the same period last year.



Information in this update is provided as a guide only. Coliban Water reserves the right to alter or change information 7/01/2026.

Loddon Wimmera System

Your monthly supply system update | 1 Jan 2026



The Loddon Wimmera System supplies the following towns:

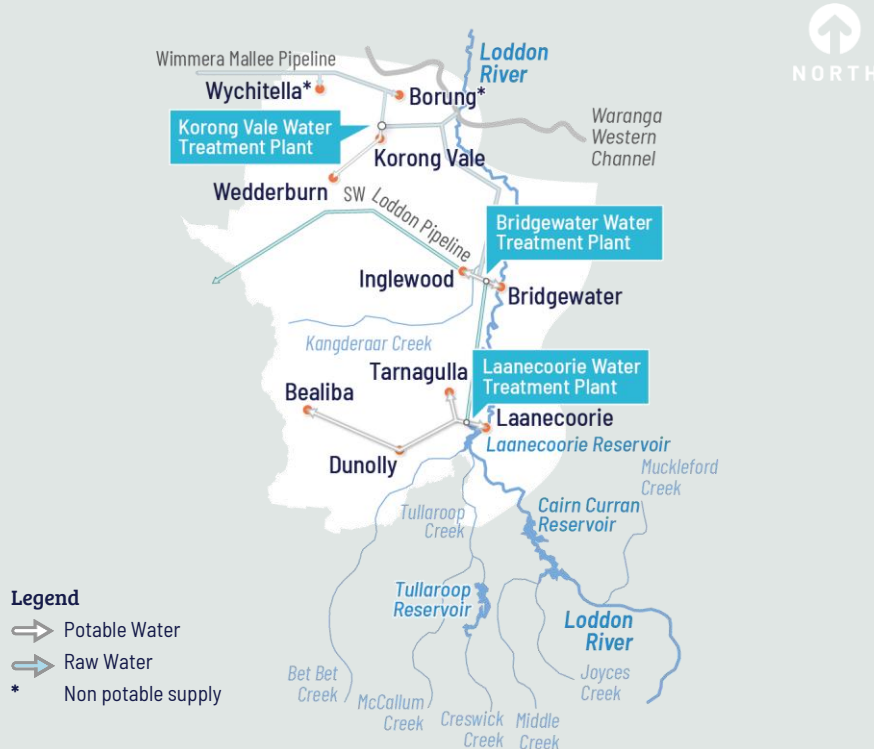
- Bealiba
- Borung
- Bridgewater
- Dunolly
- Inglewood
- Laanecoorie
- Korong Vale
- Tarnagulla
- Wedderburn
- Wychitella

Supply is primarily drawn from the Wimmera Mallee Pipeline and South-West Loddon Pipeline which are managed by Grampians Wimmera Mallee Water.

Bridgewater and Laanecoorie water treatment plants can also be supplied from the Loddon River.

Water Summaries are prepared each month to provide current water resource information. Our Urban Water Strategy outlines our water supply initiatives to meet our region's residential, business and community water needs for the next 50 years.

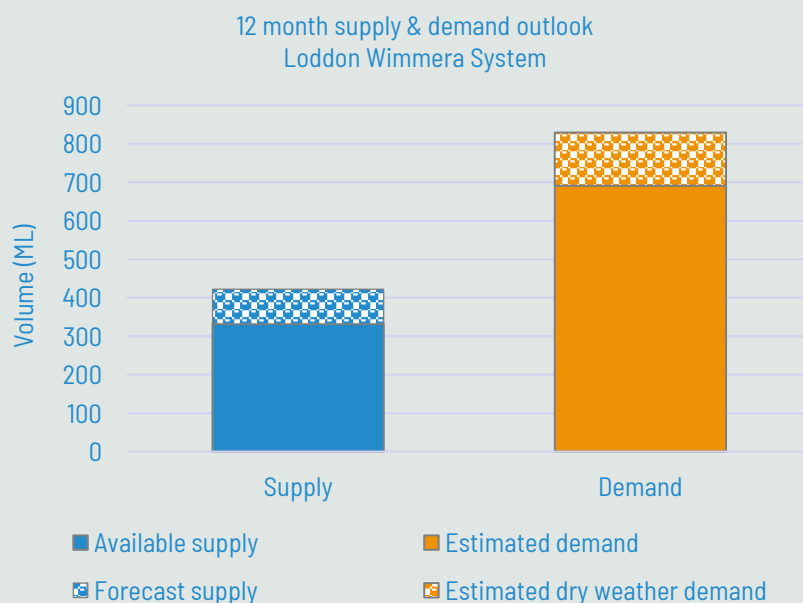
For more information visit our website coliban.com.au



Carryover	Allocation	Allocation trade	Spillable water ¹	Use to date	Total available
54 ML	625 ML	-410 ML	0 ML	316 ML	332 ML

1. Includes water held in spillable water account and spill.

The graph on the below shows the raw water 12-month supply and demand outlook for the Loddon Wimmera System.



Further system information

Entitlement volume

- 300 ML Wimmera Bulk Entitlement
- 110 ML Off-season water allowance
- 820 ML Loddon Bulk Entitlement

The maximum volume that can be held under the Loddon BE is 100% of entitlement including carryover i.e. 820 ML.

Spillable Water Account

Allocation held above entitlement volume is quarantined in a spillable water account until the resource manager for northern Victoria declares a low risk of spill.

Carryover

The maximum volume that can be held under the Loddon BE is 100% of entitlement including carryover i.e. 820 ML.

Carryover against the Wimmera Bulk Entitlement is unlimited.

Allocation trade

Seasonal allocation against bulk entitlements can be traded on the water market.

Water restriction outlook

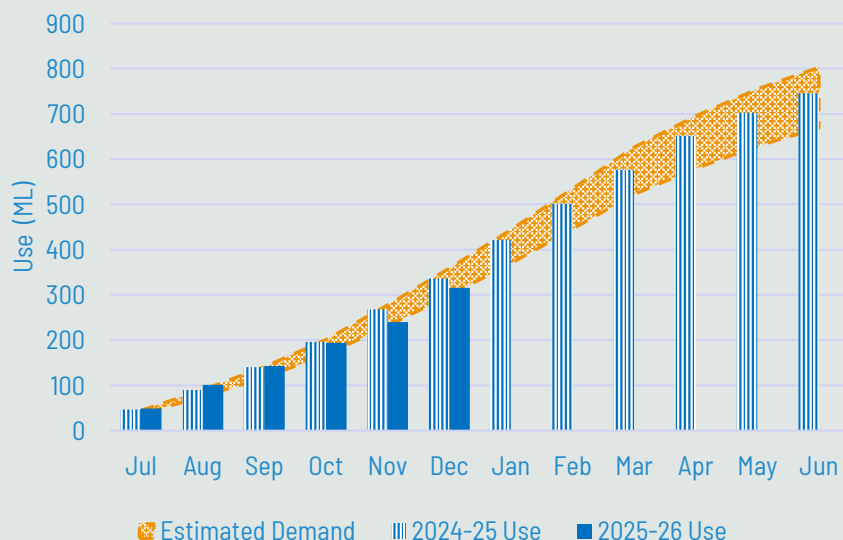
The forecast supply is assessed against the average annual demand to determine the need for restrictions. We aim to maintain 12 months' supply in the Loddon Wimmera System.

Permanent Water Saving Rules (PWSR) apply.

Demand comparison

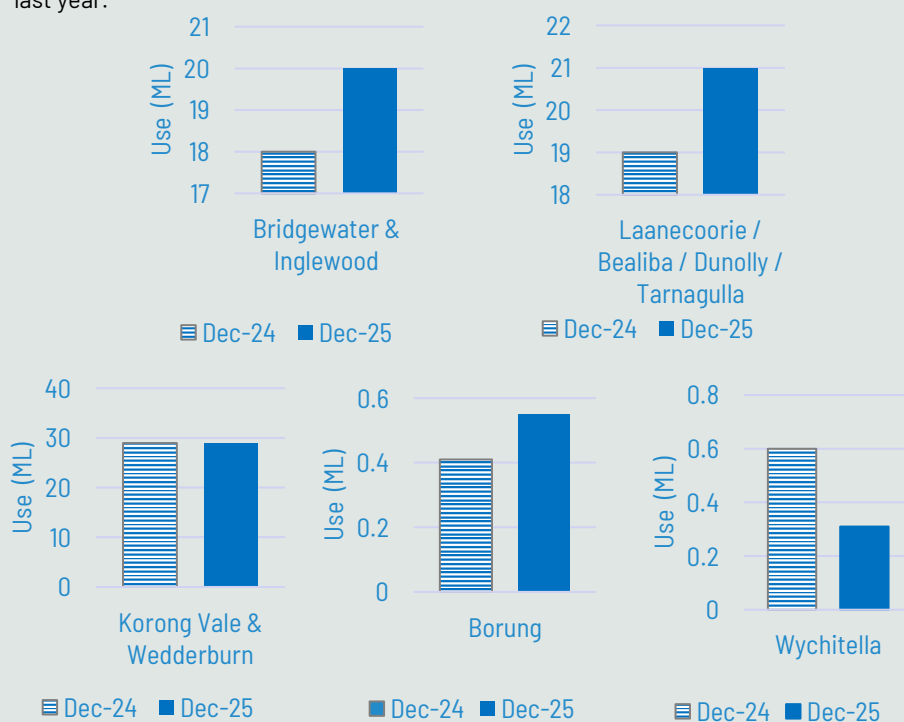
The graph below shows cumulative water use for the Loddon Wimmera System compared with the same period last year and estimated demand.

Loddon Wimmera System Cumulative use comparison



Monthly use by town

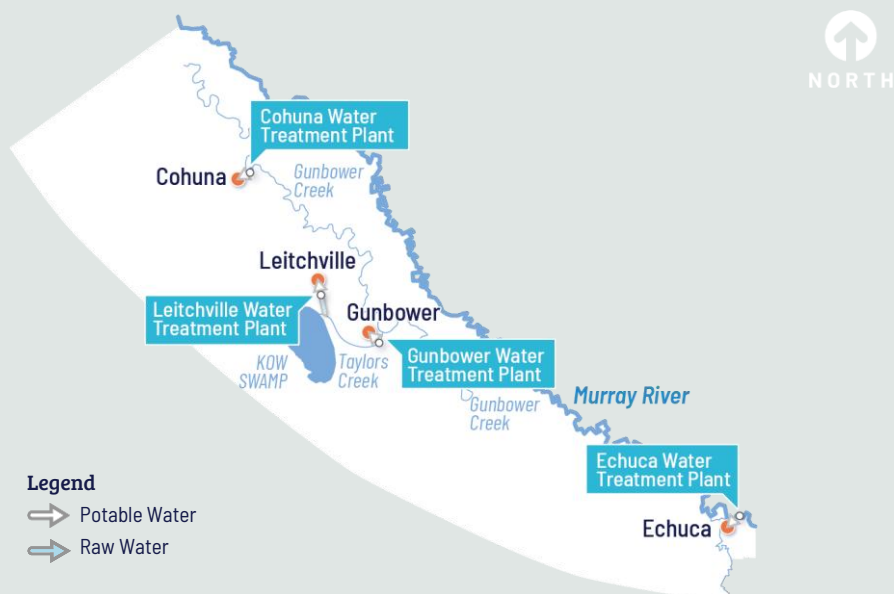
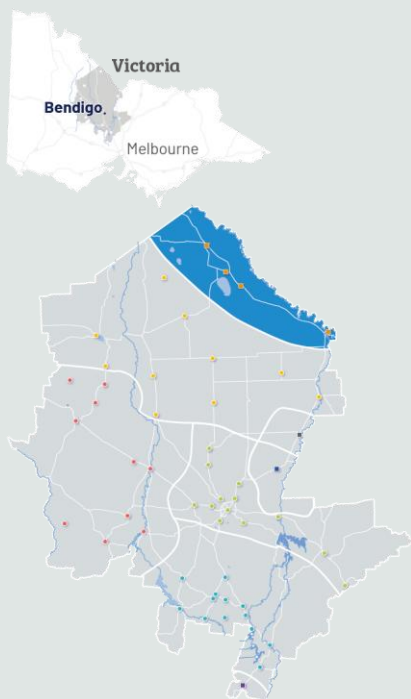
The graphs below show this month's water use for each water treatment plant or town supplied in the Loddon Wimmera System compared with the same period last year.



Information in this update is provided as a guide only. Coliban Water reserves the right to alter or change information 7/01/2026.

Murray System

Your monthly supply system update | 1 Jan 2026



The Murray System supplies the following towns:

- Cohuna
- Echuca
- Gunbower
- Leitchville

Water is sourced from the Murray River where flows are regulated by Goulburn-Murray Water.

Water Summaries are prepared each month to provide current water resource information.

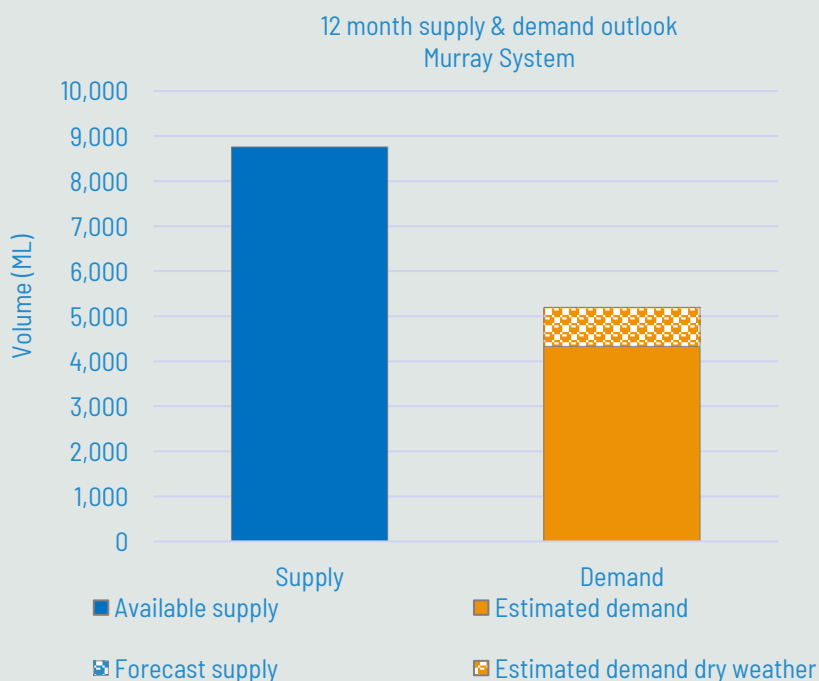
Our Urban Water Strategy outlines our water supply initiatives to meet our region's residential, business and community water needs for the next 50 years.

For more information visit our website coliban.com.au

Carryover	Allocation	Allocation trade	Spillable water ¹	Use to date	Total available
3,254 ML	7,374 ML	+300 ML	0 ML	1,870 ML	8,759 ML

1. Includes water held in spillable water account or spill

The graph below shows the raw water 12-month supply and demand outlook for the Murray System.



Further system information

Entitlement

- 6,285 ML Bulk entitlement
- 1,089 ML high reliability water shares
- 1,340 ML low reliability water shares

Spillable Water Account

Allocation held above entitlement volume is quarantined in a spillable water account until the resource manager for northern Victoria declares a low risk of spill.

Carryover

Up to 100% of unused allocation may be carried over for use in the following year.

Allocation trade

Seasonal allocation against bulk entitlements and water shares can be traded on the water market into and out of this system subject to trade rules.

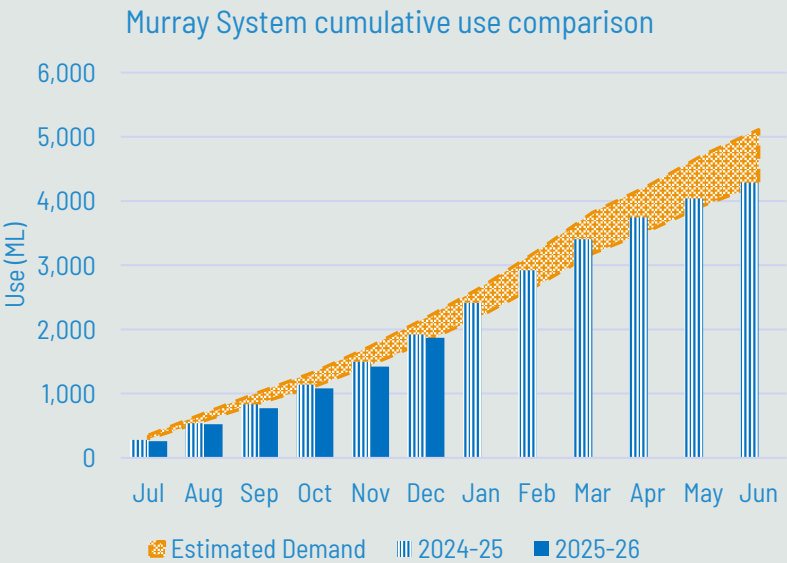
Water restriction outlook

The forecast supply is assessed against the average annual demand to determine the need for restrictions. We aim to maintain 12 months’ supply in the Murray System.

Permanent Water Saving Rules (PWSR) apply.

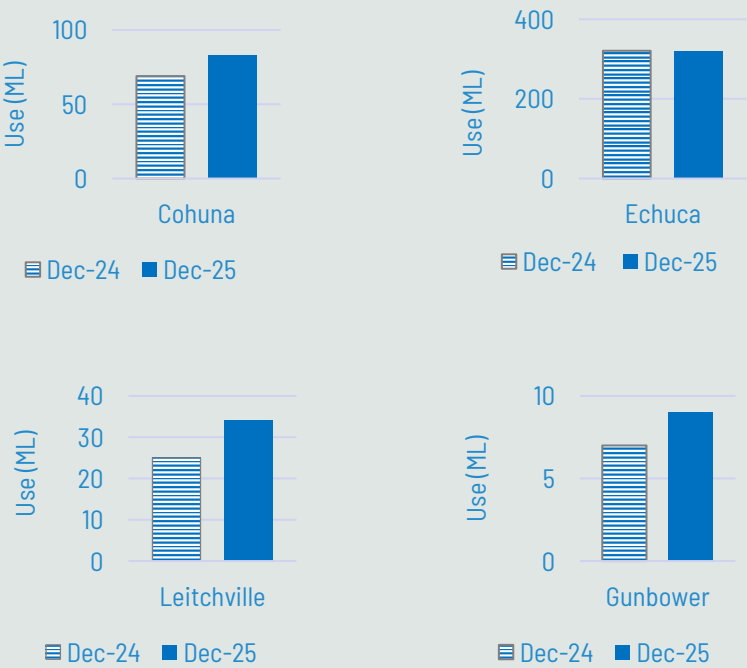
Demand comparison

The graph below shows cumulative water use for the Murray System compared with the same period last year and estimated demand.



Monthly use by town

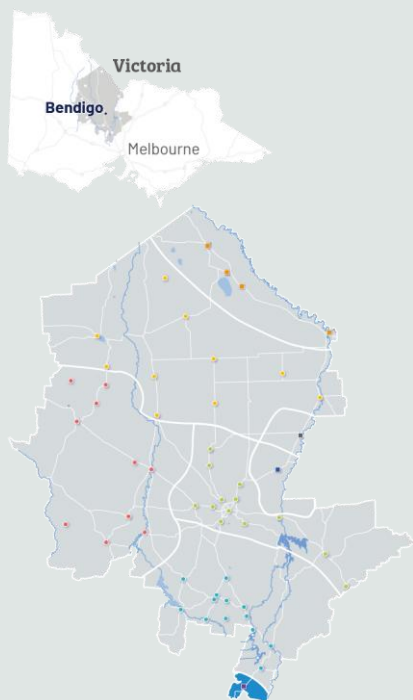
The graphs below show this month’s water use for each water treatment plant supplied in the Murray System compared with the same period last year.



Information in this update is provided as a guide only. Coliban Water reserves the right to alter or change information 7/01/2026.

Groundwater System: Trentham

Your monthly supply system update | 1 Jan 2026



The Trentham System supplies the following towns:

- Trentham

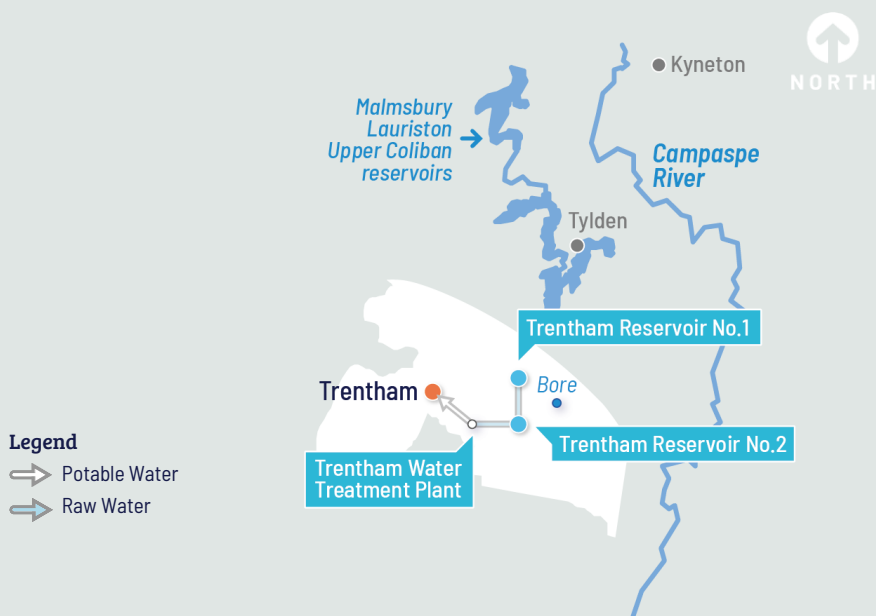
Raw water is sourced from two spring fed reservoirs and supplemented by groundwater bores.

Groundwater resources are managed by Goulburn-Murray Water under the [Central Victorian Mineral Springs Groundwater Management Area Local Management Plan](#).

Water Summaries are prepared each month to provide current water resource information.

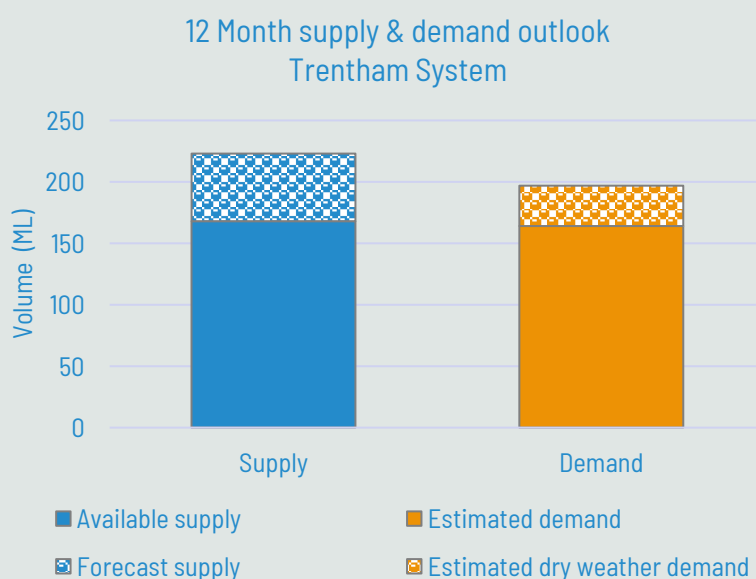
Our Urban Water Strategy outlines our water supply initiatives to meet our region's residential, business and community water needs for the next 50 years.

For more information visit our website coliban.com.au



Groundwater use	Storage volume	Use to date	Total available
30 ML	90 ML	79 ML	168 ML

The graph below shows the raw water 12-month supply and demand outlook for the Trentham System.



Further system information

Bulk entitlement volume

The bulk entitlement allows for an average take of 120 ML per year over a three-year period.

Groundwater licence volume

- 103 ML per year

Trade

Groundwater licence volume may be traded temporarily or permanently in the Central Victorian Mineral Springs Groundwater Management Area.

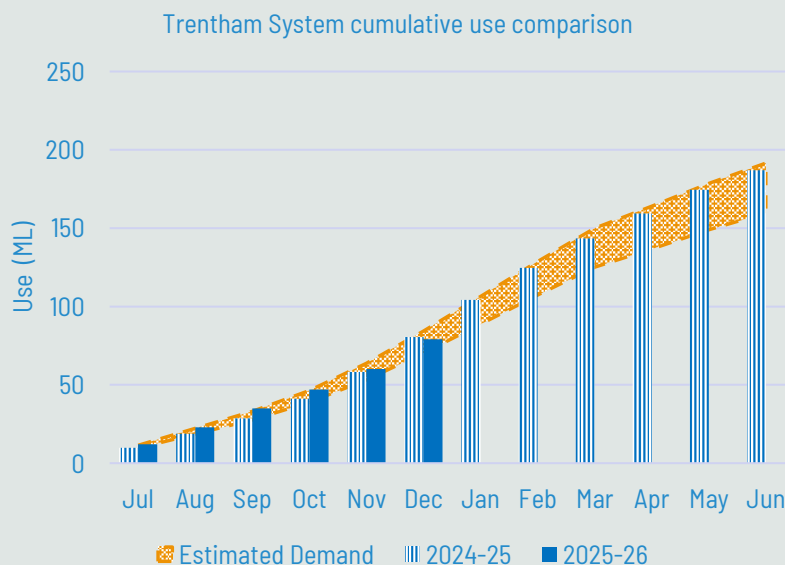
Water restriction outlook

The forecast supply is assessed against the average annual demand to determine the need for restrictions. We aim to maintain 12 months' supply in the Trentham System.

Permanent Water Saving Rules (PWSR) apply.

Demand comparison

The graph below shows cumulative water use for the Trentham System compared with the same period last year and estimated demand.



Monthly use by town

The graph below shows this month's water use for the Trentham System compared with the same period last year.

